

PL0805 Rev. 1/12/04

Coach No. 795

Sales Representative PAT

Newell Coach Corp.

COACH ORDER AND PRICE SCHEDULE

Purchaser _____

Address _____

City, State, Zip _____

☎ Home _____ ☎ ~~Business~~ _____

☎ Fax _____ E-Mail _____

Effective Date

The following prices are effective for deliveries scheduled through December 31, 2006. Subject to change without notice prior to execution and acceptance of coach order.

BASE PRICES

Model/Length*

Z/625

Z/F ASTRonic 10-speed
Caterpillar C15 625 bhp

40'6"

41'6"

42'6"

43'6"

44'6"

45'0"

45'8"

* Includes bumper surfaces

New standard equipment 10/28/04: Caterpillar C15 600 h.p./1850 lb.ft. torque, ZF AS-Tronic 10-speed auto-shift transmission, Villa curved front convertible sofa bed, and lightweight granite or marble flooring in 3 and 4 slide coaches.

New standard equipment 11/12/04: Caterpillar C15 625 h.p./2050 lb. ft. torque

SPECIFICATIONS

Custom Features Available Upon Request And Approval

STANDARD EQUIPMENT AND FEATURES

Chassis And Body

Custom Newell Bridge-Construction Frame
Newell Custom Chrome and Stainless Steel Engine Compartment Package
Silver Leaf Electronic Data Display
Fast Idle Switch
Aqua-Hot Engine Coolant Preheater
Jacobs Two-Phase Engine Compression Brake
Turbo Boost Gauge
Fuel Filter/Water Separator
Racor Fuel/Water Separators For Generator and Aqua-Hot
Matched Rear Axle Ratio
Polished Aluminum Wheels With Stainless Steel Trim
Power Steering
Full Air Ride
ZF Independent Front Suspension With Anti-Roll Linkage And Disc Brakes
ZF Wide Base Drive Axle Suspension With Disc Brakes
ZF Steering Tag Axle Suspension With Disc Brakes
Automatic Traction Control
Newell Coach Air Leveling System
Air Brakes With 6-Channel ABS Anti-Skid System
Air Horns
Automatic Air System Dryer
Heavy-Duty Trailer Hitch, Max. 5,000 Pound Load, 500 Pound Tongue Weight
Fire Extinguisher In Engine Compartment; Two Halon Extinguishers In Interior
Engine Driven Driver's Area Heater and Air Conditioner
Aircraft Style Aluminum Body Construction
Air Powered Entry Door With Keyless Locking
Pantograph Bay Doors (Except Under Slide-Outs) With Central Locking System
Baltek Mat Reinforced Fiberglass End Caps
Integrated Fiberglass Bumpers
Stainless Steel Sill Moldings
Stainless Steel Headlight Band Trim
One-Piece Fiberglass Liner For Tankage Bay With Drain
Heated, Electrically Adjustable Chrome Rearview Mirrors
Separate Electrically Adjustable Chrome Wide Angles Above Rearview Mirrors
Pantograph Windshield Wipers With Intermittent Feature
Gas Struts On Selected Bay Doors
Fully Insulated Sandwich Floor

Insulated, Carpeted Storage Bays
Insulated, Heated Tankage And Plumbing Bay
Insulated Double Pane Windows (Except Windshield And Entry Door)
Sprayed Urethane Insulation In Sidewalls and Roof
Window Sizes And Locations Customized To Floorplan
Roll Up Screen Door At Main Entry Door
Girard Power Operated Patio Awning
Girard Power Operated Window Awnings
Spare Parts Kit

Electrical

Glendinning Electric Shore Power Cord Reel
Turbocharged Diesel Generator On Vibration Insulating Hydraulic Mounts
Generator Hush Box Forward Of Front Axle
Generator and Aqua-Hot Exhaust Through Roof
Generator Start Switches At Dash And Galley
Powered Generator Slide
Automatic Generator Fire Extinguisher And Shutdown System
Generator Buddy Plug
300 Amp 12 Volt Main Engine Alternator
35 Amp 12 Volt Generator Engine Alternator
Independent 12 Volt Chassis And House Systems
Emergency Start 12 Volt Battery Merge
Six 8D Concord Lifeline AGM Batteries For House With Master Switch
Two 8D Lead Acid Flooded Batteries For Engine Start With Master Switch
Statpower ProSine 3000 Watt Inverter/Charger
Heart Echo Charger For Engine Start Batteries
Remote Inverter/Charger Control Panel With Data Display
120/240 Volt, 50 Amp, Two Leg Electrical System
Automatic Shoreline/Generator Transfer Switch
Shoreline Splitter Cord (50 Amp, 2x30 Amp, 1x30 Amp, Or 20 Amp Hookup)
AC Voltmeters, Two
AC Ammeters, Two
Land Line Telephone Wiring
Burglar Alarm, Entry Door Switch
Security Alarm, Bedroom Switch
Storage Compartment Lights With Automatic Switches
Two Attic Style Ventilation Fans
40 Channel CB Radio With Controls In Mike
Master Switch At Entry Door For Interior Lighting
Digital Clock With Alarm In Bedroom Or Rear Lounge

Entertainment Systems

Premium AM/FM Cassette Audio System With 6-CD Changer and Satellite Radio
Five Premium Audio Speakers
42 Inch Plasma Screen TV In Front Overhead
Home Theater Dolby 5.1 Receiver For Front Salon

Remote Control For Front Salon System
20 Inch Flat Screen TV In Bedroom
In-Motion Satellite Television System With Dual LNB
DSS Receivers, Salon Area and Bedroom
Amplified Television Antenna
Entertainment Center Front Overhead Cabinet
Cable Television Connection

Driving Controls

Vehicle Monitor System (VMS) And Readout Screen
SmartTire Tire Pressure And Monitor System, Front Tires Only
Genuine Leather Color Coordinated Custom Instrument Panel
Outside Thermometer
Radar Detector
SmartWheel Burl and Color Coordinated Leather Steering Wheel
Tilt/Telescoping Steering Column
Automotive Style Suspended Brake Pedal
Flip-Down Color Rearview Television Monitor

Interior Features And Cabinetry

Deluxe Driver's Seat With Air Ride and Villa Slim Line Recliner Copilot Seat
Driver's Console With Storage
High Pressure Laminate Finish Cabinets
European Type Concealed Hinges
Suspension Drawer Glides
Positive Latches On Drawers
Flush Style Door And Drawer Fronts
Premium Concealed Hinges On Interior Passage Doors
Solid Surface Premium Countertops with Bullnose Edge
Rectangular Corian Kitchen Sink
Flush Galley Sink Cover
Pullout Pantry In Most Floorplans
Custom Decor Selection
Queen Or Wider Island Bed In Most Floorplans
Fitted, Quilted Designer Bedspread With Pillow Shams Or Pillow Flap
Hinged Bedboard With Powered Opener
Custom Lined Cab Window Draperies
Vista Cordless Window Shades
Power Operated Windshield Privacy Shade and Cab Sun Shades With Driver and Copilot Controls
Villa Convertible Sofa
Villa Reclining Chair
Phantom Living Room Table Or Desk In Most Floorplans

Living Systems

Newell Custom Aqua-Hot Diesel/220 Volt Electric Hydronic Heating System With
Continuous-Flow Water Heater
Heated, Insulated Tankage Compartment
Ducted Roof Air Conditioning, Three A/C Units On 42' And Smaller, Four A/C Units 43' And Larger
Stacked 220 Volt Washer And Dryer Units
Digital Thermometer With Exterior And Tankage Bay Sensors
Fresh Water And Holding Tank Fluid Level Monitors
Sub Zero 700 Flush Cabinet Style Refrigerator/Freezer With Ice Maker
Sharp Microwave/Convection Oven
Two Burner Gaggenau Electric Cooktop, Recessed With Flush, Hinged Cover
Fisher & Paykel DishDrawer Dishwasher
Garbage Disposal
High Performance Marine Water Pump, 120 Volt
Auxiliary Water Pump, 12 Volt
Automatic Fresh Water Fill
Mirror Finish Stainless Steel Tankage Compartment Trim
Deluxe Hot/Cold Water Faucet In Tankage Compartment
Everpure Dual Cartridge Water Purifier
Grohe Decorator Galley Water Faucet
Designer Quality Lavy Fixtures
Grohe Automatic Temperature Controlled Shower Valve
Gray Water Holding Tank Bypass Valve
Air Operated Dump Valve, Main Drain
110 Volt and 12 Volt Auxiliary Air Compressors, Automatic
Smoke Detector
Carbon Monoxide Detector
Girard Power Operated Patio Awning With Remote Control And Wind Sensor
Girard Power Operated Window Awnings, Three

Paint

Choice of Five Paint Schemes
Premium Paint With Super Clear Coat Finish
Four Colors, Including Roof
Clear Film Rock Protection On Front

REFERENCE FLOORPLANS

- 001.- Walk-In Rear Closet With Walk-Through Bath
- 003.- Rear Bath
- 005.- Rear Lounge
- 007.- Center, Walk-Around Bed With Long Front Slide-Outs
- 00X.-Custom Floorplan

FEATURES AND OPTIONAL EQUIPMENT

100-Frame And Chassis

- 101-Spiral Entry Steps, Turning Aft
- 103-Straight Entry Steps
- 107- ~~Side~~ ^{FRONT} Mount Generator In Double Hush Box
- 108- High Performance Allison World Transmission And Caterpillar C15 600 hp/1850 ft. lb. Torque
- 108-Allison World Transmission And Detroit Diesel Series 60 515 hp/1650 ft. lb. Torque

200-Body

- 201-Phantom Suite Living Room Glide-Out With Linear Ball Bearing Suspension, Air Seal And Flat Floor (1D)
- 202-Bedroom Glide-Out With Linear Ball Bearing Suspension, Step In Floor Under Bed, and Air Seal (2A)
- 203-Bedroom/Rear Lounge Glide-Out With Linear Ball Bearing Suspension, Flat Floor, and Air Seal
- 204-2nd (Opposing) Bedroom/Rear Lounge Glide-Out With Linear Ball Bearing Suspension, Flat Floor, and Air Seal (3D)
- 205-2nd (Opposing) Living Room Glide-Out. With Linear Ball Bearing Suspension, Air Seal, And Flat Floor (4FP)
- 206-Sunroof With Screen Over Rear Closet Or Rear Bath
- 208-Stainless Steel Sill Moldings
- 210-Front Entry Door Location In Lieu Of Mid Location (Requires Option 107 - Side Mount Generator)
- 211-Additional Entry Door (Two Total)

200.1-Body Window Ventilator Schedule

Recommended (Standard) Picture Window Locations

- Living Room, Driver Side
- Living Room, Co-Pilot Side
- Galley
- Bedroom Opposite Headboard, Emergency Egress
- All Slide-Out End Windows

Recommended (Standard) Ventilator Locations With Attic Fan Operation

- Cab Driver Side, Slider
- Cab Co-Pilot Side, Slider
- Dinette Driver Side, Awning
- Bedroom, Opposite Bed Headboard, Awning
- Bedroom Behind Headboard, Awning *EGRESS*

Optional Additional Awning Ventilator Locations

- Living Room, Driver Side
- Living Room, Co-Pilot Side
- Galley
- Bathroom Behind Stool (In Lieu Of Cabinet)

Specify Special Location(s)

_____	_____
_____	_____
_____	_____

300-Heating, Air Conditioning, And Living Systems

759

- 301-Roof Mounted Ducted Air Conditioning
 - 301.1-Three Air Conditioning Units, 42' and Shorter
 - 301.2-Four Air Conditioning Units, 43' and Longer
- 303-Refrigerator/Freezer
 - 303.1-Sub Zero 700 Flush Cabinet Style With Icemaker
 - 303.2-Sub Zero 701 Undercounter Refrigerator And Freezer Units
 - 303.3-Amana Side-By-Side With Water And Ice In Door
- 307-Two Station Door Intercom System
- 309-Yard Lights/Three Standard, Each Additional \$150 ITC
- 310-Central Vacuum With Attachments
- 311-Cubby Vacuum With House Manager
- 312-Washer and Dryer
 - 312.1-Washer and Dryer. Stacked, 220 Volt
 - 312.2-Delete Washer and Dryer
- 313-Trash Compactor
- 314-Dishwasher
 - 314.1-Fisher & Paykel DishDrawer Dishwasher
 - 314.2-Delete Dishwasher
- 316-Instant Hot Water
- 317-Freezer, 100 Pounds, On Slide

400-Interior Cabinetry And Decor

- 401-Galley
 - 401.1-Curved Front Phantom Galley
 - 401.2-Straight Front Galley
- 402-Special Patterned Laminate Trim On Living Room Columns
 - 402.1-Living Room
 - 402.2-Bedroom or Rear Lounge
- 403-Villa Three-Phase Recliner In Lieu Of Fixed Base Swivel Recliner
- 404-~~Ekornes~~ K12 Recliner In Lieu Of Fixed Base Swivel Recliner
- 405-Desk With Straight-back Chair In Opposing (Curb Side) Living Room Glide-Out, In Lieu of Phantom Table
- 406-Convertible Bedroom With Fold-Up Wall Bed
 - 406.1-Including Fabric Sofa, Table Under Bed And End Tables
 - 406.2-Including Leather Sofa, Table Under Bed And End Tables
- 407-Villa Co-Pilot Recliner Accessories
 - 407.1-6 Way Electric Powered Adjuster
 - 407.2-Electric Powered Recliner

- 407.3-Electric Powered Footrest
- 408-Tub/Shower With Corian Facing and Deluxe Radius Enclosure
In Lieu Of Standard Shower
- 411-Galley Sink
 - 411.1-Single Rectangular Corian Model 805S Sink
 - 411.3-Double Rectangular Corian Model 871S/802S Sinks
- 412-Solid Surface Countertops
 - 412.1-Solid Color
 - 412.2-Patterned Color
- 413- Countertop Edge Trim (In Lieu Of Standard 3/4" Roundover)
 - 413.1-3/4" Roundover Edge
 - 413.1.1- 3/4" Roundover, Single Color
 - 413.1.1- 3/4" Roundover, Sandwich Color
 - 413.2- 1/4" Roundover Edge
 - 413.2.1- 1/4" Roundover, Single Color
 - 413.2.2- 1/4" Roundover, Single Color With Lip At Galley Only
 - 413.2.3- 1/4" Roundover, Border Edge
 - 413.2.4- 1/4" Roundover, Border Edge With Lip At Galley Only
 - 413.3- 1/2" Triple Vertical Edge
 - 413.3.1- 1/2" Triple Vertical, Single Color
 - 413.3.2- 1/2" Triple Vertical, Sandwich Color
- 414-Phantom Walls Leather Covered In Lieu Of Fabric, Front Area
- 415-Villa Curved Front Convertible Sofa Bed (Requires Extension Of
Driver's Side Front Slide-out To Unfold To Bed)
- 416-Genuine Leather Upholstery
 - 416.2-Sofa
 - 416.3-Driver and Copilot Chairs
 - 416.5-Dinette
 - 416.6-Recliner
- 418-Joey Bed Slide-Out Floor, Specify Bay and Side
 - 418.1-Short (Up To 58" Deep), \$ each
 - 418.2-Long (59" To 84" Deep), \$ each
- 424-Gaggenau Cooktops
 - 424.1-Two Burner Black Ceramic Electric, Recessed
 - 424.2-Four Burner Black Ceramic Electric
- 425-Slide-Out Gaggenau 220 Volt Electric BBQ Grill Mounted In
Exterior Bay

90" 2 way (2 Req'd)

434-Outdoor Entertainment Center With Pullout ^{32"} Flat Screen Television, DSS Receiver, And ~~THREE CABINET STYLE DRAWERS~~

440-Lucite Glasses Cabinet (Not Available With Front Entry Door)

440.1-~~Over Entry Door~~ With Clear Mirror ^{ABOVE BREW EXPRESS}

440.3-Crystal Glasses To Fit Glasses Cabinet, Set of 12

440.5-Delete Glasses Cabinet

442-Window Furnishings

442.3-"Silhouette" Style Shades, All Locations

442.4-"Silhouette" Style Shades, All Locations Except Duette Style 3/8" Opaque In Bedroom (Approaches Blackout)

442.5-Power Operated Window Shades (Requires Option 442.3 or 442.4)

443-Heat Under Solid Surface Flooring, Galley, Lavy, and Water Closet

448-Solid Surface Flooring And Cabinet Top Materials

448.1-Granite or Marble Flooring, 12" x 12" Tiles, Galley, Bath And Entry Steps, all except 3 and 4 slide coaches

448.2-Lightweight Granite or Marble Flooring, 12" x 12" Tiles, Galley, Bath And Entry Steps, 3 and 4 slide coaches

448.3-Granite Or Marble Half Bath Lavy Top

448.4-Granite Or Marble Night Stands

448.7-Granite Or Marble Lavy Top With Single Bowl

449-Custom Carpeting

449.1-Standard Carpet Inlays Over Phantom Suite Floor Sections

449.2-Non-Standard Carpet Or Carpet Inlays

450-Coordination With Customer Decorator, Minimum Charge

451-Upgrade To Premium Interior Laminates

500-Accessories

501-Awnings

501.2-Girard Powered Patio Awning With Powered Window Awnings As Required

501.3-Delete Patio Awning

501.4-Delete Window Awnings

502-Acrylic Designer Table Lamp For Living Room Table

503-Safe, Key Lock, Location CLOSET

505-12.5 Ft. Telescoping Ladder On Carrier Rack In Bay Storage

600-Plumbing

- 602-Holding Tank Drain Valve Air Operated, Curb Side
- 603-WasteMaster Power Drain System (Includes Option 602)
- 605-Bath Accessories and Fixtures
 - 605.1- Choice of *Colonial Or Contemporary*
 - One Lavy Faucet Set
 - Three Towel Bars
 - One Towel Ring
 - One Paper Holder
- 606-2nd Lavy Located In Standard Water Closet, Corian Top
- 607-Half Bath, Including 2nd Commode, Corian Lavy Top

800-Audio Video Systems And Electronics

- 801-GM OnStar Emergency Notification System With Cellular Phone
- 805-Weatherproof Portable Patio Speakers In Bay Storage
- 806-Salon Home Theater Syster
 - 806.1 42" Plasma Enhanced Definition TV And DSS Receiver
 - 806.2 Upgrade To High Definition Flat Screen and HD DSS Receiver* **FRONT OVERHEAD**
 - 806.3 Upgrade To High Definition Flat Screen and HD DSS Receiver/Digital Video Recorder*
 - 806.4-Subwoofer For Salon Home Theater
- 807-GPS Navigation, To Driver and Co-pilot Rear View Monitors
- 808-Combination DVD/VCR Player (Specify Salon ~~Bedroom~~)
- 809-Bedroom Television System
 - 809.1- 20" Flat Screen TV and DSS Receiver
 - 809.2- 30" High Definition Flat Screen TV and HD DSS Receiver *
 - 809.3- 42" HD Flat Screen TV and HD DSS Receiver*
 - 809.4- Home Theater With Subwoofer For Bedroom Television System
- 810-Delete In Motion Satellite TV System And DSS Receivers
- 811-Moto-Sat Datastorm Internet Satellite System
- 812-KUH HIGH DEFINITION ADAPTER**

900-Paint

- 901-Extra Colors (4 Included), \$ extra each
- 902-Custom Paint Design
- 903-Super Clear Coat

* Not all DirecTV high definition channels are received on in-motion satellite systems

Special Options:

< . . . >

- ADD WINE COOLER
- PULL OUT PANTRY ABOVE WINE
COOLER

 See Continuation Sheet, attached

Total Coach Price _____

CONTRACT CONTINUATION
COACH #795

Leather dust ruffle bedriser.
Brew Express built-in coffeemaker.
42" plasma TV in front overhead.
Hinge down ironing board in bedroom.
Wine cooler Avanti WC3201D.
ITC floodlights in S/STL molding – 3 each side.
Tile driver area.
Power retracting bed.
Delete coffee table.

TOTAL

- copy distribution
- Karl Blade
 - Customer
 - Production



P.O. Box 511 • North Highway 69 • Miami, OK 74355 • (918) 542-3344 • Fax (918)542-2028

Change Order

Change Order Number: 8

Coach Number: 795

Coach Name/Owner:

Date: 1-25-06

Net Charge	Item	Description	Note
	13	Credit for overcharge due to incorrect total.	


Net Total of Change Order

Approved: _____

Written by: Boyd Vanover

copy distribution

- Karl Blade
- Customer
- Production



P.O. Box 511 • North Highway 69 • Miami, OK 74355 • (918) 542-3344 • Fax (918)542-2028

Change Order

Change Order Number: 7

Coach Number: 795

Coach Name/Owner:

Date: 1-16-06

Net Charge	Item	Description	Note
	11	Delete 58" Joey bed in 26 1/2" bay per change order #5, item 8.	
	12	Add 48" Joey bed in 26 1/2" bay.	

Net Total of Change Order

Approved: *RM* *JK* _____

Written by: Richard Arnall

copy distribution

- Karl Blade
- Customer
- Production



P.O. Box 511 • North Highway 69 • Miami, OK 74355 • (918) 542-3344 • Fax (918)542-2028

Change Order

Change Order Number: 6

Coach Number: 795

Coach Name/Owner:

Date: 1-4-06

Net Charge	Item	Description	Note
	10	Credit for overcharge on the floor heat added on change order #2, item 2.	

Net Total of Change Order

Approved: _____

Written by: Jim Cossairt

copy distribution

- Karl Blade
- Customer
- Production



P.O. Box 511 • North Highway 69 • Miami, OK 74355 • (918) 542-3344 • Fax (918)542-2028

Change Order

Change Order Number: 5

Coach Number: 795

Coach Name/Owner:

Date: 11-28-05

Net Charge	Item	Description	Note
	7	Move entertainment center (32" HDTV on pullout, HD DSS receiver) and 3 cabinet style drawers to be in 34" bay. Drawers to be on 48" slides.	
	8	Move 58" Joey Bed in 34" bay to the 26 1/2".	
	9	Delete pullout pantry above wine cooler. Is glass cabinet per drawings.	

Net Total of Change Order

Approved: WOK M LK SM

Written by: Richard Arnall

- copy distribution
- Karl Blade
 - Customer
 - Production



P.O. Box 511 • North Highway 69 • Miami, OK 74355 • (918) 542-3344 • Fax (918)542-2028

Change Order

Change Order Number: 4

Coach Number: 795

Coach Name/Owner:

Date: 11-10-05

Net Charge	Item	Description	Note
	5	(Item 901) Selected paint colors: 1) MR507.20 Deep Wine Met. 2) MM354.50 Rust Met. 3) MM248.90 Dark Gold Met. 4) MM127.50 Light Beige Met.	
	6	Selected awning fabric: 4633 Linen	

Net Total of Change Order

Approved: OK DS _____

Written by: Ken Hicks

copy distribution

- Karl Blade
- Customer
- Production



P.O. Box 511 • North Highway 69 • Miami, OK 74355 • (918) 542-3344 • Fax (918)542-2028

Change Order

Change Order Number: 3



Coach Number: 795

Coach Name/Owner:

Date: 10-13-05

Net Charge	Item	Description	Note
	3	Add leather covered wall systems in front area in lieu of fabric (per Interior Spec Sheet)	Item #414
	4	Add Minka Concept II F-518-SB (Satin Brass) ceiling fan and light in bedroom.	

Net Total of Change Order

Approved:  

Written by: Jim Cossairt

copy distribution

- Karl Blade
- Customer
- Production



P.O. Box 511 • North Highway 69 • Miami, OK 74355 • (918) 542-3344 • Fax (918)542-2028

Change Order

Change Order Number: 2

Coach Number: 795

Coach Name/Owner:

Date: 10-12-05

Net Charge	Item	Description	Note
	2	Add floor heat under solid surface flooring, galley, lavy and water closet.	Item #443

Net Total of Change Order

Approved: *EW* _____

Written by: Jim Cossairt

- copy distribution
- Karl Blade
 - Customer
 - Production



P.O. Box 511 • North Highway 69 • Miami, OK 74355 • (918) 542-3344 • Fax (918)542-2028

Change Order

Change Order Number: 1

Coach Number: 795

Coach Name/Owner:

Date: 9-27-05

Net Charge	Item	Description	Note
	1	Add a four gang duplex receptacle box... with one GFCI and three 120 volt receptacles in each of the four curbside bays... wire two bays per circuit.	

Net Total of Change Order

Approved: _____

Written by: Jim Cossairt