

PL0306 Rev: 03/24/06

Coach No. 1216

Sales Representative BP

Newell Coach Corp.

COACH ORDER AND PRICE SCHEDULE

BASE PRICES

Model/Length*

Z/625

Z/F ASTRonic 10-speed

Caterpillar C15 625 bhp

40'6"

41'6"

42'6"

43'6"

44'6"

45'0"

45'8"

* *Includes bumper surfaces*

Subject to change without notice prior to execution and acceptance of coach order.

SPECIFICATIONS

Custom Features Available Upon Request And Approval

STANDARD EQUIPMENT AND FEATURES

Chassis And Body

Custom Newell Bridge-Construction Frame
Newell Custom Chrome and Stainless Steel Engine Compartment Package
Silver Leaf Electronic Data Display
Fast Idle Switch
Aqua-Hot Engine Coolant Preheater
Two-Stage Engine Compression Brake
Turbo Boost Gauge
Fuel Filter/Water Separator
Racor Fuel/Water Separators For Generator and Aqua-Hot
Matched Rear Axle Ratio
Polished Aluminum Wheels With Stainless Steel Trim
Power Steering
Full Air Ride
ZF Independent Front Suspension With Anti-Roll Linkage And Disc Brakes
ZF Wide Base Drive Axle Suspension With Disc Brakes
ZF Steering Tag Axle Suspension With Disc Brakes
Automatic Traction Control
Valid Computerized Air Leveling System
Air Brakes With 6-Channel ABS Anti-Skid System
Air Horns
Automatic Air System Dryer
Heavy-Duty Trailer Hitch, Max. 14,000 Pound Load, 8,000 Pound Receiver Bar and Ball
Fire Extinguisher In Engine Compartment; Two Halon Extinguishers In Interior
Engine Driven Driver's Area Heater and Air Conditioner
Aircraft Style Aluminum Body Construction
Air Powered Entry Door With Keyless Locking
Pantograph Bay Doors (Except Under Slide-Outs) With Central Locking System
Baltek Mat Reinforced Fiberglass End Caps
Integrated Fiberglass Bumpers
Stainless Steel Sill Moldings
Stainless Steel Headlight Band Trim
One-Piece Fiberglass Liner For Tankage Bay With Drain
Heated, Electrically Adjustable Chrome Rearview Mirrors
Separate Electrically Adjustable Chrome Wide Angles Above Rearview Mirrors
Pantograph Windshield Wipers With Intermittent Feature
Gas Struts On Selected Bay Doors
Fully Insulated Sandwich Floor

Insulated, Carpeted Storage Bays
Insulated, Heated Tankage And Plumbing Bay
Insulated Double Pane Windows (Except Windshield And Entry Door)
Sprayed Urethane Insulation In Sidewalls and Roof
Window Sizes And Locations Customized To Floorplan
Roll Up Screen Door At Main Entry Door – Not Available With Front Door Option
Girard Power Operated Patio Awning
Girard Power Operated Window Awnings
Spare Parts Kit

Electrical

Glendinning Electric Shore Power Cord Reel
Turbocharged Diesel Generator On Vibration Insulating Hydraulic Mounts
Generator Hush Box Forward Of Front Axle
Generator and Aqua-Hot Exhaust Through Roof
Generator Start Switches At Dash And Galley
Automatic Generator Fire Extinguisher And Shutdown System
Generator Buddy Plug
400 Amp 12 Volt Main Engine Alternator
35 Amp 12 Volt Generator Engine Alternator
Independent 12 Volt Chassis And House Systems
Emergency Start 12 Volt Battery Merge
Six 8D Concord Lifeline AGM Batteries For House With Master Switch
Two 8D Concord Lifeline AGM Batteries For Engine Start With Master Switch
3000 Watt Inverter/Charger
Heart Echo Charger For Engine Start Batteries
Remote Inverter/Charger Control Panel With Data Display
120/240 Volt, 50 Amp, Two Leg Electrical System
Automatic Shoreline/Generator Transfer Switch
Shoreline Splitter Cord (50 Amp, 2x30 Amp, 1x30 Amp, Or 20 Amp Hookup)
Land Line Telephone Wiring
Burglar Alarm, Entry Door Switch
Security Alarm, Bedroom Switch
Storage Compartment Lights With Automatic Switches
Two Attic Style Ventilation Fans
40 Channel CB Radio With Controls In Mike
Master Switch At Entry Door For Interior Lighting
Digital Clock With Alarm In Bedroom Or Rear Lounge

Entertainment Systems

Premium AM/FM Audio System With CD Player and Satellite Radio
Five Premium Audio Speakers
Home Theater Dolby 5.1 Receiver For Front Salon
Remote Control For Front Salon System
32 Inch LCD Flat Screen TV In Bedroom, High Def Capable
In-Motion Satellite Television System
DSS Receivers, Salon Area and Bedroom

Amplified Television Antenna
Entertainment Center Front Overhead Cabinet
Cable Television Connection

Driving Controls

Vehicle Monitor System (VMS) And Readout Screen
SmarTire Tire Pressure And Monitor System, Tow Car Capable
Genuine Leather Color Coordinated Custom Instrument Panel
Outside Thermometer
Radar Detector
SmartWheel Burl and Color Coordinated Leather Steering Wheel
Power Operated Tilt/Telescoping Steering Column
Automotive Style Suspended Brake Pedal
Color Rearview Television Monitor

Interior Features And Cabinetry

Deluxe Driver's Seat With Air Ride and Villa Slim Line Recliner Copilot Seat
Driver's Console With Storage
High Pressure Laminate Finish Cabinets
European Type Concealed Hinges
Suspension Drawer Glides
Positive Latches On Drawers
Flush Style Door And Drawer Fronts
Premium Concealed Hinges On Interior Passage Doors
Solid Surface Premium Countertops with Bullnose Edge
Rectangular Corian Kitchen Sink
Flush Galley Sink Cover
Pullout Pantry In Most Floorplans
Custom Decor Selection
Queen Or Wider Island Bed In Most Floorplans
Fitted, Quilted Designer Bedspread With Pillow Shams Or Pillow Flap
Hinged Bedboard With Powered Opener
Custom Lined Cab Window Draperies
Power Operated Windshield Privacy Shade and Cab Sun Shades With Driver and Copilot Controls
Villa Convertible Sofa
Villa Reclining Chair
Phantom Living Room Table Or Desk In Most Floorplans

Living Systems

Newell Custom Aqua-Hot Diesel/220 Volt Electric Hydronic Heating System With
Continuous-Flow Water Heater
Electric Heat Under Galley and Bathroom Solid Flooring
Heated, Insulated Tankage Compartment
Ducted Roof Air Conditioning, Three A/C Units On 42' And Smaller, Four A/C Units 43' And Larger
Stacked 220 Volt Washer And Dryer Units
Digital Thermometer With Exterior And Tankage Bay Sensors
Fresh Water And Holding Tank Fluid Level Monitors
Sub Zero 700 Flush Cabinet Style Refrigerator/Freezer With Ice Maker
GE Advantium Microwave/Halogen Oven
Two Burner Gaggenau Electric Cooktop, Recessed With Flush, Hinged Cover
Fisher & Paykel DishDrawer Dishwasher
Garbage Disposal
High Performance Marine Water Pump, 120 Volt
Auxiliary Water Pump, 12 Volt
Automatic Fresh Water Fill
Mirror Finish Stainless Steel Tankage Compartment Trim
Deluxe Hot/Cold Water Faucet In Tankage Compartment
Everpure Dual Cartridge Water Purifier
Grohe Decorator Galley Water Faucet
Designer Quality Lavy Fixtures
Grohe Automatic Temperature Controlled Shower Valve
Air Operated Dump Valve, Main Drain
Dual 120 Volt Auxiliary Air Compressors, Automatic
Smoke Detector
Carbon Monoxide Detector
Girard Power Operated Patio Awning With Remote Control And Wind Sensor
Girard Power Operated Window Awnings, Three

Paint

Choice of File Paint Schemes
Premium Paint With Super Clear Coat Finish
Four Colors, Including Roof
Clear Film Rock Protection On Front

FLOORPLAN SELECTION AND FLOORPLAN OPTIONS

- M1.0. Mid Door/Walk-In Rear Closet/Walk-Through Center Bath/Curb Galley [756]**
- M2.0. Mid Door/Rear Bath/Curb Galley [750]**
Includes the following options:
Rear bath
M2.1 Convertible Bedroom With Fold-Up Wall Bed
Additional Floorplan Options:
 M2.2.1 Including Fabric Sofa and Kiri Recliner
 M2.2.2 Including Leather Sofa, and Kiri Recliner
- M3.0. Mid Door/Rear Bath+Half Bath/Curb Galley [758]**
Includes the following options:
Rear bath
Half bath
Additional Floorplan Options:
M3.1 Convertible Bedroom With Fold-Up Wall Bed
 M3.2.1 Including Fabric Sofa and Kiri Recliner
 M3.2.2 Including Leather Sofa, and Kiri Recliner
- F1.0. Front Door/Rear Bath/Curb Galley [814]**
Includes the following features:
Front door
Rear bath
Additional Floorplan Options:
F1.1 Convertible Bedroom With Fold-Up Wall Bed
 F1.2.1 Including Fabric Sofa and Kiri Recliner
 F1.2.2 Including Leather Sofa, and Kiri Recliner
- F2.0. Front Door/Rear Bath+Half Bath/Curb Galley [721]**
Includes the following features:
Front door
Rear bath
Half bath
Additional Floorplan Options:
F2.1 Convertible Bedroom With Fold-Up Wall Bed
 F2.2.1 Including Fabric Sofa and Kiri Recliner
 F2.2.2 Including Leather Sofa, and Kiri Recliner

F3.0. Front Door/Rear Bath+Half Bath/Enlarged Street Galley [759]

Includes the following features:

- Front door
- Rear bath
- Half bath
- Enlarged galley

Additional Floorplan Options:

F3.2 Convertible Bedroom With Fold-Up Wall Bed

- F3.2.1 Including Fabric Sofa and Kiri Recliner**
- F3.2.2 Including Leather Sofa, and Kiri Recliner**

F4.0. Front Door/Split Bath/Center, Walk-Around Bed [753]

Includes the following features:

- Front door
- Center half bath with salon and bedroom access
- Rear shower and lavy
- Enlarged galley

C1. Corporate VIP Coach With Rear Meeting Lounge [775]

C2. Corporate Travel Coach With Club Car Seating [607 modified]

X1. Custom Floorplan

**SPL. Modifications And Special Details Added To A
Reference Floorplan And Standard Cabinetry**

SELECTED OPTIONS FOR X1 CUSTOM FLOORPLANS

- 210–Front Entry Door Location In Lieu Of Mid Location
- 405–Desk With Straight-back Chair In Living Room Glide-Out, In Lieu of Phantom Table
- 406–Convertible Bedroom With Fold-Up Wall Bed
 - 406.1–Including Fabric Sofa and Kiri Recliner
 - 406.2–Including Leather Sofa, and Kiri Recliner
- 607–Half Bath, Including 2nd Commode, Corian Lavy Top

FEATURES AND OPTIONAL EQUIPMENT

100-Frame And Chassis

- 101-Spiral Entry Steps, Turning Aft
- 107- Generator and Aqua-Hot Exhaust
- 107.1 - Exhaust Through The Roof (not available with all floorplan layouts)
- 107.2 - Exhaust discharge Under Rear Bumper
- 108- A/600 Allison World Transmission And Caterpillar C15 600 hp/1850 ft. lb. Torque

200-Body

- 201-Phantom Suite Living Room Glide-Out With Linear Ball Bearing Suspension, Air Seal And Flat Floor (#1-C)
- 202-Bedroom Glide-Out With Linear Ball Bearing Suspension, Step In Floor Under Bed, and Air Seal (#2-A)
- 203-Bedroom/Rear Lounge Glide-Out With Linear Ball Bearing Suspension, Flat Floor, and Air Seal
- 204-2nd (Opposing) Bedroom/Rear Lounge Glide-Out With Linear Ball Bearing Suspension, Flat Floor, and Air Seal (#3-D)
- 205-2nd (Opposing) Living Room Glide-Out. With Linear Ball Bearing Suspension, Air Seal, And Flat Floor (#4-HP)
- 206-Sunroof With Screen Over Rear Closet Or Rear Bath
- 212- Clearance Lights and Reflectors With Chrome Bezels

220-Body Window Ventilator Schedule

Recommended (Standard) Picture Window Locations

- Living Room, Driver Side
- Living Room, Co-Pilot Side
- Galley
- Bedroom Opposite Headboard
- All Slide-Out End Windows
- DINETTE

Recommended (Standard) Ventilator Locations With Attic Fan Operation

- Cab Driver Side, Power Operated Slider
- Cab Co-Pilot Side, ~~Slider~~
- Dinette, Awning
- Bedroom, Opposite Bed Headboard, Awning
- Bedroom Behind Headboard, Awning And Emergency Egress Feature

Optional Additional Awning Ventilator Locations

- Living Room, Driver Side
- Living Room, Co-Pilot Side
- Galley
- Bathroom MID BATH

Specify Special Location(s)

_____	_____
_____	_____
_____	_____

300-Heating, Air Conditioning, And Living Systems

- 301- Roof Mounted Ducted Air Conditioning
 - 301.1-Three Air Conditioning Units, 42' and Shorter
 - 301.2-Four Air Conditioning Units, 43' and Longer
- 302-Delete Electric Heat Under Galley And Bathroom Solid Flooring
- 303-Refrigerator/Freezer
 - 303.1-Sub Zero 700 Flush Cabinet Style With Icemaker
 - 303.2-Sub Zero 701 Undercounter Refrigerator And Freezer Units
 - 303.3-Side-By-Side Refrigerator With Water And Ice In Door
- 307-Two Station Door Intercom System
- 309-Patio Yard Lights/Three Each Side Low Mount, One Mid Mount At Entry Door, Standard, Each Additional \$200
- 310- Central Vacuum With Attachments
- 312-Washer and Dryer
 - 312.1-Washer and 220 Volt Dryer. Stacked
 - 312.2-Delete Washer and Dryer
- 313-Trash Compactor
- 314-Dishwasher
 - 314.1-Fisher & Paykel DishDrawer Dishwasher
 - 314.2-Delete Dishwasher
- 316-Instant Hot Water And Water Chiller
- 317-Freezer, 100 Pounds, On Slide

400-Interior Cabinetry And Decor

- 401-Ultra Wood Genuine Wood Veneer Cabinetry
- 402-Special Patterned Laminate Trim On Columns
- 403-Villa Three-Phase Recliner In Lieu Of Fixed Base Swivel Recliner
- 404-Kiri Recliner In Lieu Of Fixed Base Swivel Recliner
- 407-Villa Co-Pilot Recliner Accessories
 - 407.1-6 Way Electric Powered Adjuster
 - 407.2-Electric Powered Recliner
 - 407.3-Electric Powered Footrest
- 408-Tub/Shower In Lieu Of Standard Shower

- 411-Galley Sink
 - 411.1-Single Rectangular Sink
 - 411.2-Custom Galley Sink
- 412-Solid Surface Countertops
 - 412.1-Solid Color Corian
 - 412.2-Patterned Color w/OGEE EDGE
- 413- Countertop Edge Trim (In Lieu Of Standard 3/4" Roundover)
 - 413.1-3/4" Roundover Edge
 - 413.1.1- 3/4" Roundover, Single Color
 - 413.1.1- 3/4" Roundover, Sandwich Color
 - 413.2- 1/4" Roundover Edge
 - 413.2.1- 1/4" Roundover, Single Color
 - 413.2.2- 1/4" Roundover, Single Color With Lip At Galley Only
 - 413.2.3- 1/4" Roundover, Border Edge
 - 413.2.4- 1/4" Roundover, Border Edge With Lip At Galley Only
 - 413.3- 1/2" Triple Vertical Edge
 - 413.3.1- 1/2" Triple Vertical, Single Color
 - 413.3.2- 1/2" Triple Vertical, Sandwich Color
- 414-Phantom Walls Leather Covered In Lieu Of Fabric, Front Area
- 415-Villa Curved Front Convertible Sofa Bed (Requires Extension Of Driver's Side Front Slide-out To Unfold To Bed)
- 416-Genuine Leather Upholstery
 - 416.2-Sofa
 - 416.3-Driver and Copilot Chairs
 - 416.5-Dinette
 - 416.6-Recliner
- 418-Slide-Master Slide-Out Floor, Specify Bay and Side
 - 418.1-Short (Up To 58" Deep), \$1400 each
 - 418.2-Long (92" Dual Travel), \$1600 each x 2
- 424-Gaggenau Cooktops
 - 424.1-Two Burner Black Ceramic Electric, Recessed
 - 424.2-Four Burner Black Ceramic Electric
- 425-Slide-Out Electric BBQ Grill Mounted In Exterior Bay

434-Outdoor Entertainment Center

- 434.1—Pullout 20" Flat Screen Television, DSS Receiver, Telephone Jack And Satellite Radio
- 434.2—Add Refrigerator To Entertainment Center
- 434.3—Add Freezer To Entertainment Center
- 434.4—Add Gaggenau BBQ Grill To Entertainment Center
- 434.5—Custom Entertainment Center

440-Lucite Glasses Cabinet (Not Available With Front Entry Door)

- 440.1—Over Door With Clear Mirror, Mid Entry Door Only
- 440.3—Crystal Glasses To Fit Glasses Cabinet, Set of 12
- 440.5—Delete Glasses Cabinet

442-Window Furnishings

- 442.3—"Silhouette" Style Shades, All Locations
- 442.5—Power Operated Window Shades

448-Solid Flooring and Cabinet Top Materials

- 448.1—**Granite or Marble** Flooring, 12" x 12" Tiles, Galley, Bath And Entry Steps, **up to approx. 125 sq. ft. maximum**
- 448.2—Lightweight **Granite** Flooring, 12" x 12", Galley, Bath And Entry Steps, **required for over approx. 125 sq. ft.**
- 448.3—Granite Or Marble Half Bath Lavy Top
- 448.4—Granite Or Marble Night Stands
- 448.7—Granite Or Marble Lavy Top With Single Bowl

449-Custom Carpeting

- 449.1—Standard Carpet Inlays In Salon and Bedroom/Lounge
- 449.2—Non-Standard Carpet Or Carpet Inlays

- 450—Coordination With Customer Decorator, Minimum Charge
- 451—Selection Of Premium Laminate Or Veneer
- 452—Selection Of Premium Leather Or Fabric

500-Accessories

501-Awnings

- 501.1—Girard Powered Patio Awning With Powered Window Awnings As Required
- 501.2—Additional Patio Awning, Co-pilot Side
- 501.3—Delete Patio Awning
- 501.4—Delete Window Awnings

502—Brew Express Built-in Coffeemaker

503—Safe, Key Lock, Location _____

505—12.5 Ft. Telescoping Ladder On Carrier Rack In Bay Storage *IN RADIATOR BAY*

507—Euro-styled High Mounted Rear View Mirrors

600-Plumbing

- 603-WasteMaster Power Drain System
- 605-Lavy Accessories and Fixtures
- 605.1- Choice From Standard Range Of Accessories
 - One Lavy Faucet Set
 - Three Towel Bars
 - One Towel Ring
 - One Paper Holder
- 606-2nd Lavy Located In Standard Water Closet, Corian Top

800-Audio Video Systems And Electronics

- 806-Salon Satellite DirecTV And Home Theater System
- 806.1 32" LCD HD TV In Front Overhead And DSS Receiver
- 806.2 42" HD Plasma TV In , and HD Satellite Receiver*
- 806.4-Subwoofer For Salon Home Theater
- 807-GPS Navigation With Driver Only Monitor, Driver Controlled
(Pioneer AVIC-Z1, AM-FM, CD And XM or SIRIUS Satellite Radio)
- 808-DVD Player
- 808.1-Single DVD/VCR Combo Unit (One-Specify Salon Or Bedroom)
- 808.2-Two DVD Players
- 809-Bedroom Satellite DirecTV System
- 809.1- 32" LCD HD TV and DSS Receiver
- 809.2- Upgrade To HD DSS Receiver
- 809.3- 42" HD Plasma Screen TV With HD DSS Receiver
- 809.4- Home Theater With Subwoofer For Bedroom Television System
- 810-Motosat MHD Fold Down HD Satellite Dish, In Lieu Of In-Motion System
(Required To Receive Some HD Stations)*
- 811-"Behind The Mirror" Flatscreen TV In Bath Vanity Upper Cabinet
- 812-Moto-Sat DataStorm Internet Satellite System

900-Paint

- 901-Extra Colors (4 Included), \$1500 extra each
- 902-Custom Paint Design, From \$3,000
- 903-Paint Blends

* Not all DirecTV high definition channels are received on in-motion satellite systems

VALENZUELA CONTRACT CONTINUATION


05/05/06

#1219

1. Pullout drawer tray for C/F toolbox in narrow bay opposite shoreline
2. Custom Pantry to have (8) drawers behind upper and lower doors
Drawers to have 4" sides and fronts with vertical spacing of
drawers at 8" centers
3. Custom Wardrobe to have (2) 10" drawers at bottom and partition above
drawers 11" from aft wall.
4. Two drawers in lieu of pullout waste bin at galley
5. Cold water ¼ turn ball valve at left of each toilet bowl for spray attachment
6. Villa Buddy copilot seat in lieu of standard Villa 8000 recliner
7. Eaton VORAD system
8. Air quick disconnect from service brakes for tow vehicle

copy distribution

- Karl Blade
- Customer
- Production



P.O. Box 511 • North Highway 69 • Miami, OK 74355 • (918) 542-3344 • Fax (918)542-2028

Change Order

Change Order Number: 10

Coach Number: 1216

Coach Name/Owner: Valenzuela

Date: 12/11/06

Net Charge	Item	Description	Note
	37	(Item 902) Custom blending – Credit for mischarge.	
Net Total of Change Order			

Approved: JS

Written by: Truman Bidelspach

copy distribution

- Karl Blade
- Customer
- Production



P.O. Box 511 • North Highway 69 • Miami, OK 74355 • (918) 542-3344 • Fax (918)542-2028

Change Order

Change Order Number: 9

Coach Number: 1216

Coach Name/Owner: Valenzuela

Date: 12/4/06


Net Charge	Item	Description	Note
	33	(Item 901) Approved paint palette: MA946.50 Black Metallic MR098.50 Dark Rust Metallic MM294.10 Dark Bronze Metallic MM226.20 Silver Sand Metallic Approved awning color – 4654 Linen Tweed	
	34	(Item 902) Coach to have custom blending on pilot and co-pilot sides and rear of coach.	
	35	Coach to have stainless steel engine door louver inserts.	
	36	Galley faucet – Kohler K6353-0 White	Interior Spec Sheet
Net Total of Change Order			

Approved: JS

Written by: Truman Bidelspach

copy distribution

- Karl Blade
- Customer
- Production



P.O. Box 511 • North Highway 69 • Miami, OK 74355 • (918) 542-3344 • Fax (918)542-2028

Change Order

Change Order Number: 8

Coach Number: 1216

Coach Name/Owner: Valenzuela

Date: 10/4/06

Net Charge	Item	Description	Note
	32	Add a 12 volt, 30 w fluorescent light to the bottom of the upper galley cabinet over the sink. Light is 18" L x 5 3/8" W x 1 3/4" D with a switch. Camping World catalog #6917, and will be surface mounted.	
Net Total of Change Order			

Approved: LS.

Written by: Lisa Reading

copy distribution

- Karl Blade
- Customer
- Production



P.O. Box 511 • North Highway 69 • Miami, OK 74355 • (918) 542-3344 • Fax (918)542-2028

Change Order

Change Order Number: 7, Page 1 of 2

Coach Number: 1216

Coach Name/Owner: Valenzuela

Date: 9/29/06

Net Charge	Item	Description	Note
	20	Add (2) yard lights on curbside to be wired to a separate switch, labeled "Right Yard Light"	
	21	Revise spacing of custom pantry drawers. Refer to elevation print, revised 9/25/06 for new spacing.	Contract Cont. Sheet, item #2
	22	Custom wardrobe to have (3) drawers at the bottom in lieu of (2). Refer to elevation print, revised 9/25/06 for new sizes.	Contract Cont. Sheet, item #3
	23	Install (4) customer furnished 220 volt receptacles. Refer to elevation print revised 9/25/06.	Change order #6, item 16
	24	End of room wall system window openings to be approx. 1½" wider... only to be a 1" wide wall where it meets the adjacent wall system.	
	25	The two Outback inverters to be mounted on back wall of electronics bay instead of on sidewall.	
	26	Move the room seal pressure manifold panel from aft wall in the bay opposite shoreline to high on back wall or forward wall to gain height for customer's toolbox.	Continuation Sheet, item #1
	27	Villa sofa hide-a-bed to have the spring type mattress (from Villa) in lieu of the standard air mattress.	
	28	Add two brass reading lights, nc #23808, in the #4 room, one on each side of center column.	

Net Total of Change Order

Approved: _____

Written by: Lisa Reading & Jim Cossairt

copy distribution

- Karl Blade
- Customer
- Production



P.O. Box 511 • North Highway 69 • Miami, OK 74355 • (918) 542-3344 • Fax (918)542-2028

Change Order

Change Order Number: 7, Page 2 of 2

Coach Number: 1216

Coach Name/Owner: Valenzuela

Date: 9/29/06

Net Charge	Item	Description	Note
	29	Move the forward 120 volt receptacle from bottom of galley overhead cabinet to below the thermostat door just above countertop.	
	30	The two customer furnished 220 volt receptacles at the lavys and the one at galley to be approximately three inches above countertops.	Change order #7, item 23
	31	Add a partition aft of generator radiator to accommodate ladder storage.	Contract item #505

Net Total of Change Order

Approved: _____

Written by: Lisa Reading & Jim Cossairt

- copy distribution
- Karl Blade
 - Customer
 - Production



P.O. Box 511 • North Highway 69 • Miami, OK 74355 • (918) 542-3344 • Fax (918)542-2028

Change Order

Change Order Number: 6

Coach Number: 1216

Coach Name/Owner: Valenzuela

Date: 9-18-06


Net Charge	Item	Description	Note
	16	Delete installing four customer furnished 220 volt receptacles... not compatible with U.S. standard wire gauge.	
	17	Add standard waste bin pull-out at galley in lieu of two drawers.	Continuation Sheet, item #4
	18	Add Wilson cell phone antenna.	
	19	Add Corian 810 S Bone color oval sink, nc #17535 in rear bath in lieu of standard Anawalt.	

Net Total of Change Order

Approved: JS

Written by: Jim Cossairt

- copy of distribution
- Karl Blade
 - Customer
 - Production



P.O. Box 511 • North Highway 69 • Miami, OK 74355 • (918) 542-3344 • Fax (918)542-2028

Change Order

Change Order Number: 5

Coach Number: 1216

Coach Name/Owner: Valenzuela

Date: 9-13-06


Net Charge	Item	Description	Note
	15	Run a 50 foot HDMI cable from desk in #4 room to the front overhead television for use as a computer monitor.	

Net Total of Change Order

Approved: JS _____

Written by: Jim Cossairt

- Copy Distribution
- Karl Blade
 - Customer
 - Production



P.O. Box 511 • North Highway 69 • Miami, OK 74355 • (918) 542-3344 • Fax (918)542-2028

Change Order

Change Order Number: 4

Coach Number: 1216

Coach Name/Owner: Valenzuela

Date: 8/28/06

Net Charge	Item	Description	Note
	14	Delete Silverleaf VMS 240 monitor panel, nc #304540. Replace with Silverleaf glass dash.	Change order #3, item 8


Net Total of Change Order

Approved: _____

Written by: Lisa Reading

copy distribution

- Karl Blade
- Customer
- Production



P.O. Box 511 • North Highway 69 • Miami, OK 74355 • (918) 542-3344 • Fax (918)542-2028

Change Order

Change Order Number: 3

Coach Number: 1216

Coach Name/Owner: Valenzuela

Date: 8-22-06

Net Charge	Item	Description	Note
	5	Add leather upholstery to sofa in lieu of standard fabric.	Item #416.2 and Interior Spec Sheet
	6	Add leather wall systems in front in lieu of standard fabric.	Item #414 and Interior Spec Sheet
	7	Countertop edge trim to be 1/4" roundover border edge with lip at galley only in lieu of Ogee edge.	Item #412.2 & item #413.2.4
	8	Add Silverleaf glass dash instrument panel.	
	9	Add two rear yard lights.	
	10	Add four towel bars (two on inside of each upper door) at washer/dryer.	
	11	Add Moto-Sat Datastorm Internet Satellite System.	Item #812
	12	Install four customer furnished 220 volt receptacles as located on plan.	
	13	Add sideview camera system.	

Net Total of Change Order

Approved: 

Written by: Jim Cossairt

- copy distribution
- Karl Blade
 - Customer
 - Production



P.O. Box 511 • North Highway 69 • Miami, OK 74355 • (918) 542-3344 • Fax (918)542-2028

Change Order

Change Order Number: 2

Coach Number: 1216

Coach Name/Owner: Valenzuela

Date: 8-21-06

Net Charge	Item	Description	Note
	3	The Advantium black oven now to be 120 volt, nc #401060, in lieu of the 220 volt, nc #401150. The 120 volt oven is now standard.	
	4	All bay doors to be the new hinge-up bi-fold type.	

Net Total of Change Order

Approved: *AW*

Written by: Lisa Reading

copy distribution
 Karl Blade
 Customer
 Production



P.O. Box 511 • North Highway 69 • Miami, OK 74355 • (918) 542-3344 • Fax (918)542-2028

Change Order

Change Order Number: 1

Coach Number: ~~1219~~ ¹²¹⁶

Coach Name/Owner: Valenzuela

Date: 6-8-06

Net Charge	Item	Description	Note
	1	(Item 901) Selected paint colors: 1) MM331.50 Oxidized Black Metallic 2) MR098.50 Dark Rust Metallic 3) MM294.10 Dark Bronze Metallic 4) MM226.20 Bright Sand Metallic	
	2	Selected awning fabric: 4654 Linen Tweed	

Net Total of Change Order

Approved: LU

Written by: Ken Hicks